

Figure A

1. Log in to your site as an Installer (figure A)

Select the  icon on top right to take you to the Site Info.

2. Change the User Name and PIN Only!

User Name: installer

PIN: 9713

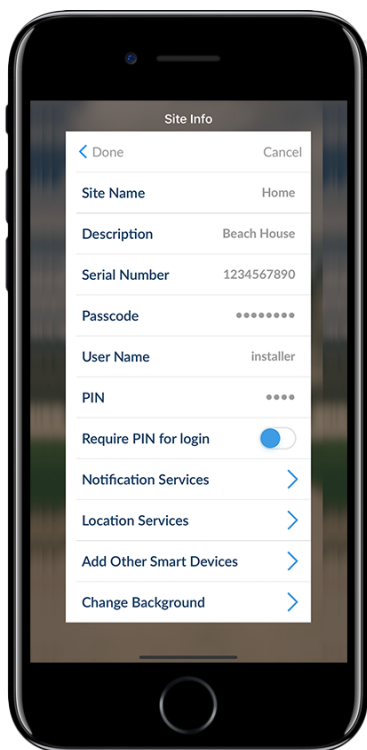


Figure B

3. Select DONE (figure B)

4. On My Sites Screen - Tap My Home

You will be taken back to the Overview Screen

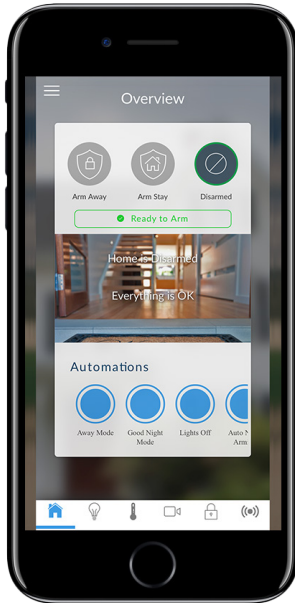


Figure C

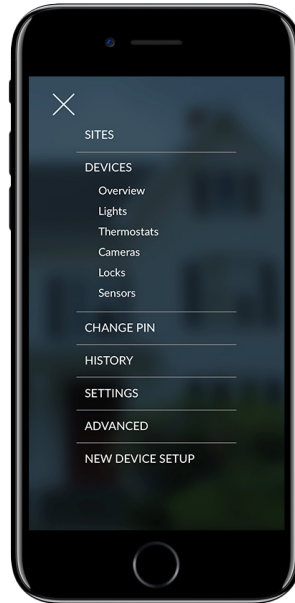


Figure D

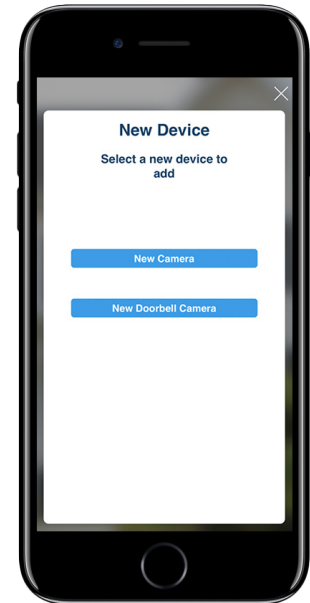


Figure E

The final 3 steps correlate with the pictures above

5. Select the Menu Icon (top left) (figure C)

6. Select “New Device Setup” (figure D)

7. Choose Camera (figure E)

Choose the camera you wish to enroll and follow the set up instructions

